




Side 1 Side 2



Exchanger connection options	
Standard	G 1" - 50mm long
Alternative	
Other	On request
Additional	On rear positions L1 to L4
Studs & Bolts	On request

Insulation options	Example picture
Aluminium coated PU foam Heating applications to +150°C (Peak)	
Self-adhesive rubberised Cooling applications -50 to +105°C	
Easy-fit shell Heating applications to +135°C	

Mounting options	Example picture
Angled Wall Bracket "L" bracket including strap & screws	

Detachable pipe connection options	Example picture
VER 20 From G1" to DN20 weld (2 pcs/set)	
VER 22 From G1" to 22 mm solder (2 pcs/set)	
VER 3/4 From G1" to 3/4" thread (2 pcs/set)	
VEROR1 From G1" to 1" thread - reduction-free (2 pcs/set)	

Amount of plates	10	14	20	24	30	34	40	44	50	60	70	80	90	100	110	120
Volume Side 1 (l)*	0.48	0.72	1.08	1.32	1.68	1.92	2.28	2.52	2.88	3.48	4.08	4.68	5.28	5.88	6.48	7.08
Volume Side 2 (l)*	0.60	0.84	1.20	1.44	1.80	2.04	2.40	2.64	3.00	3.60	4.20	4.80	5.40	6.00	6.60	7.20
Max working pressure (bar)	25															
Min / Max temperature (°C)	-10 / +180															
PED Class Group 1 (Category)	SEP			I			II									
PED Class Group 2 (Category)	SEP						I									
Plate packet depth L(mm)*	30.0	39.2	53.0	62.2	76.0	85.2	99.0	108.2	122.0	145.0	168.0	191.0	214.0	237.0	260.0	283.0
Net Weight Empty (kg)	5.5	6.5	8.0	9.0	10.5	11.5	13.0	14.0	15.5	18.0	20.5	23.0	25.5	28.0	30.5	33.0
Heat Transfer Area (m²)	0.61	0.91	1.37	1.67	2.13	2.43	2.89	3.19	3.65	4.41	5.17	5.93	6.69	7.45	8.21	8.97

Where appropriate the following European standards and regulations were used during design and construction:

97/23/EC (Pressure Equipment Directive)
 EN 1148 (Water to water heat exchangers for district heating)
 EN 10272 (Stainless steel bars used for pressure purposes)
 EN 10028-7 (Stainless steel flat products used for pressure purposes)
 EN 13445 (Unfired Pressure Vessels)
 ISO 2768-m (General tolerances class "m")
 ISO 228-1 ("G" Thread BSP parallel)

Please ask your sales partner if you require other standards or certification to be applied.

Status	Change	Date	Name

UNEX Heatexchanger Engineering GmbH
 Hauptstrasse 17
 A-7000 Eisenstadt
 Austria

www.unex-eu.com
 info@unex-eu.com
 Tel: + 43 (0) 2682 635 85 0
 Fax: + 43 (0) 2682 635 85 20

Scale
M 1:4 (A3)

PB24_STD_15_Rev00

* Calculated values (final tolerance to ISO 2768-m)